



ARTesian  
WATER-BASED STAIN

## COLOR SELECTION GUIDE AND TECHNICAL INFORMATION



**BRICKFORM ARTesian Stain is designed to produce the aged appearance of stone or masonry and has no volatile organic compounds and is ready-to-use, requiring no mixing or thinning.**

**Zero VOC • Water-based • Interior/Exterior Use • Apply With Sprayer • MUST BE SEALED**

### Description

ARTesian stains are penetrating, water-based stains that produce unique color effects in finished cementitious surfaces that simulate the natural shadings and aged appearance of stone or masonry. The color effect produced is unique to each stained surface and cannot be duplicated with other materials. ARTesian Stain contains no acids or harmful chemicals and works as an alternative to typical reactive acid stains. There are no acids or harmful chemicals integrated in its design.

### Basic Uses

ARTesian Stain may be applied over smooth troweled or textured concrete, cement-based overlays, vertical or horizontal concrete and masonry surfaces, artificial rock displays, water features and themed finishes.

### Composition

ARTesian Stain is a water-based formulation. ARTesian Stain contains no hydrochloric acid, making it more environmentally friendly.

### Colors

ARTesian Stain is available in 18 standard colors. Refer to the ARTesian Stain Color Chart for colors available. Special colors and effects can be produced by using one or more applications, or by blending two or more colors.

### Application

**Samples and Mock-Ups:** Provide applied material samples in the color and texture specified for the project to the architect and owners for approval prior to project start. Provide on-site mock-up prior to project start for approval of color, texture and workmanship.

**Preparation:** Previous coatings, adhesives, sealers, or other treatments must be removed with appropriate methods prior to application of ARTesian Stain. Actual preparation methods will depend upon the substrate conditions. In general, mechanical methods, such as rotary floor machines with abrasive pads or pressure washers, are recommended.

### Surface Preparation Clean

Concrete must be thoroughly cleaned before using ARTesian Stain. Liquid curing agents should not be used on concrete that is to be stained. Nothing should block the porosity of the host surface. Avoid using hydrochloric (muriatic) acid. Use a commercially prepared "proprietary masonry cleaner" following the directions for the weakest solution recommended by the manufacture.

For premier results in cleaning concrete prior to using ARTesian Stain use a black scrubbing pad with water on a rotational floor scrubbing machine.


The concrete surface must be uniformly clean and dry, prior to application of ARTesian Stain. Dirty or contaminated surfaces may prevent adequate penetration and reaction of ARTesian Stain and severely limit color results.

New and integrally colored concrete should be cured a minimum of 28 days prior to application of ARTesian Stain.

Insure minimal moisture retention within the concrete substrate.

Some very dense concrete with a slick, tightly troweled surface may require mechanical preparation methods prior to applying the ARTesian Stain to open the surface to ensure proper penetration and reaction. Surfaces requiring this type of preparation can be identified during the mock-up. ARTesian Stain that can be easily removed indicates that the material was not able to penetrate.

## ARTESIAN COLOR SELECTION GUIDE



Tigereye



Butternut




Harvest Gold




Dried Thyme



Olympic Bronze



Aged Walnut



Sandbank



Oak Barrel




Oakmoss

**Disclaimer** - Colors shown are an approximation of actual color. To confirm an exact color, have your contractor prepare a color sample for your approval before actual construction. Brickform accepts no responsibility for color matching or misprints.





Camelback



Burlap




Ebony



Scarlet



Chestnut



Cajun Red



Greenbelt



Capri



Deep Sea

## Protection

Surrounding areas and foliage should be protected prior to staining. Any adjoining walls should be masked. The use of plastic sheeting for masking is appropriate, as it will not absorb and hold the stain. Wear a NIOSH approved respirator if adequate ventilation is problematic. The use of chemical resistance gloves and chemical splash goggles is appropriate. Wear suitable protective clothing to protect skin.

Application of Stain: Divide work area into manageable sections, utilizing natural break points such as walls, joints or other features. It is important to control wet edges to minimize overlap marking during application. Do not walk on wet stain.

Thoroughly mix the ARTesian Stain prior to use.

Apply first coat with a sprayer on surface using caution to avoid track lines from the spray pattern. A circular motion with the wand is desired. ARTesian Stain may be applied full strength or diluted with water to desired rate.

Applying additional coats is optional. Supplementary colors may be combined at desired rates and number of coats. Customarily apply lighter colors first. In addition to spraying, some contractors employ mopping, sponging, and ragging, especially for accenting.

A minimum of 2 coats is generally required to achieve desired results. Additional coats may be applied, to achieve a desired color or special effect.

Treated surfaces should remain undisturbed until dry to the touch prior to second coat or sealing.

The second or final coat of stain should then remain undisturbed until dry to the touch.

Apply sealer after the substrate has thoroughly dried. Consult the respective Technical Data Sheets for complete instructions. Use of required, approved sealers may enhance color.

## Airless Sprayer

To apply with an airless sprayer, use a size 8/13 reversible tip and spray evenly onto the surface. Allow first coat to dry completely and apply the second coat in the same manner.

Decorative score lines that are to be grouted should be grouted between coats of sealer.

Allow twenty-four (24) hours before permitting foot traffic on sealed area. Allow seventy-two (72) hours before permitting vehicle traffic on sealed area.

## Coverages

Coverage: 1 gal. = 200 sq. ft. per coat.

Mixing Ratio: varies from no water dilution to approx. 4:1 / water. ARTesian Stain is available in 18 colors.

## Packaging

1 gallon (3.8 liter) jugs, 4 jugs per case, 36 cases per pallet.

## Storage and Shelf Life

Keep from freezing. Store in cool, dry location. Shelf life of properly stored materials is 1 year from date of manufacture in unopened original container.

## Clean Up

Clean tools and equipment immediately after use with clean water.

## Limitations

Variations in ready mix concrete, finishing techniques and application technique will affect final appearance. A mock-up/test area is always recommended.

ARTesian Stain will not hide existing concrete discoloration, blemishes, cracks or other surface problems. Any patched area will be affected differently than the original concrete. Concrete composition, porosity, age, texture and surface characteristics will affect penetration and final color results.

Extremely dense or tight surfaces may require mechanical abrasion prior to application to ensure proper penetration, reaction and durability.

Dirty or contaminated surfaces may prevent adequate penetration of ARTesian Stain and severely limit color results.

Apply in ambient and surface temperatures above 40°F and rising and lower than 90°F. Cement substitutes will not affect color.

## Precautions

Review material safety data sheet prior to product use and for additional information.

1. KEEP OUT OF REACH OF CHILDREN.
2. Wear protective clothing, gloves and goggles when handling and/or applying ARTesian Stain.
3. Avoid contact with skin and eyes. Flush skin and eyes with water if contact occurs.
4. Avoid ingestion of stain. If ingestion occurs, contact a poison control center immediately

## Warranty

BRICKFORM warrants that these products will be free from defects, and will perform as specified in the Technical Data Sheet, provided that storage, use and application of product are in accordance with manufacturer's recommendations and application instructions. The exclusive remedy of the user or buyer and the limit of the liability of this company for product proven defective shall be the purchase price paid by the user or buyer for the quantity of the BRICKFORM products involved. BRICKFORM shall not be liable for indirect, incidental, consequential, or special damages, whether due to breach of warranty or tort (including without limitation BRICKFORM).

## Manufacturer

BRICKFORM, A Division of Solomon Colors, Inc.

## ORDER SPECIFICATIONS

Product

ARTesian Stain

Shipping Weight

10 lb

Container Size

1 gallon

Item No.

AS 100-1800